



GATE DRIVE TRANSFORMER SM76925

ELECTRICAL SPECIFICATIONS AT 25°C

URNS RATIO (1-6):(3-4):(2-5)

POLARITY

OCL @100kHz, 0.1V (1-6)

LEAKAGE INDUCTANCE @ 100kHz, 0.1V, (1-6)
Short (2-5) and (3-4)

DCR (1-6), (2-5), (3-4)

HIPOT (1-6) to (3-4) and (2-5)

ET

OPERATING TEMPERATURE

1:1:1 ± 2%

1, 2, 3 SAME PHASE

330µH ±20%

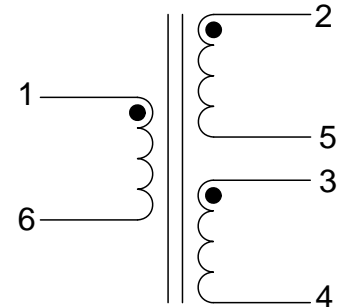

0.40µH MAX

2.0 Ω MAX

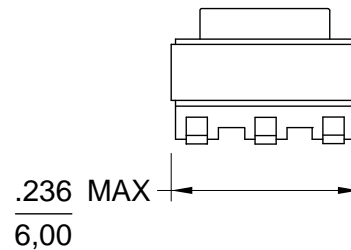
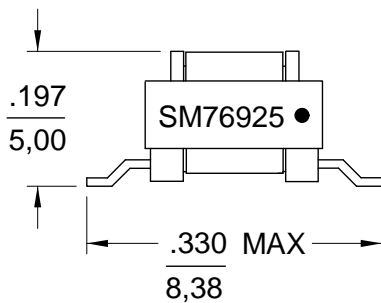
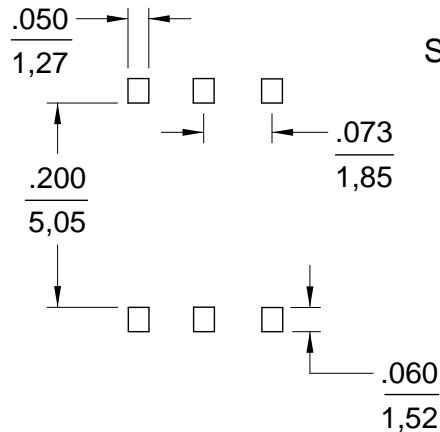
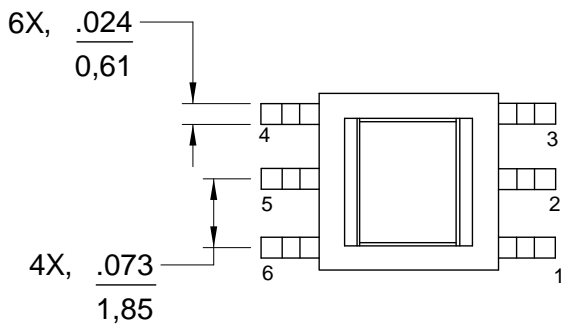
1500 VDC, 6 sec

21.1 VµS

-40°C TO +130°C



SCHEMATIC



Notes:

1. All dimensions are in inches/mm
2. Unless otherwise specified, tolerance is ± .010/0,25
3. Coplanarity is 0.004/0,102
4. For non-RoHS parts replace the SM prefix with 42- (e.g. SM76925 becomes 42-76925)
5. Terminal finish is compliant to RoHS requirements. Solder in accordance with J-STD-020D